



CMC INDUSTRIES
Leading in Load Solutions



A broad line of specialized machines
And a dedicated team at your service.



CMC INDUSTRIES. TWO DIVISIONS, ONE GREAT COMPANY

CMC Industries is an Italian company specialising in innovative conveyor solutions for the poultry and logistics industries. World leaders in the automatic loading of chickens and turkeys.

POULTRY DIVISION

CHICKEN LOADERS
TURKEY LOADERS
FORKLIFTS
ADDITIONAL EQUIPMENT

CMC transferred the skills and forty years of experience gained in machine design and construction of automatic belt transport systems, to the logistics sector: our second division.

LOGISTICS DIVISION

EXPRESS COURIERS
COMPLEX TRANSPORT SYSTEMS
MOVING GOODS IN BULK,
PARCELS AND PALLETS
CUSTOMIZED SOLUTIONS

TO BE THE BEST THERE
IS ONLY ONE THING
TO DO: CONTINUE
TO IMPROVE.

We are a dynamic company, always looking for service improvements and machinery innovations that will benefit our customers.

We are flexible and adapt to the needs of our extremely diverse customer base.

We love technology: we continually design and develop innovative solutions.

We take care of our customers: we pride ourselves on providing exemplary customer service and support that goes above and beyond the sales transaction.

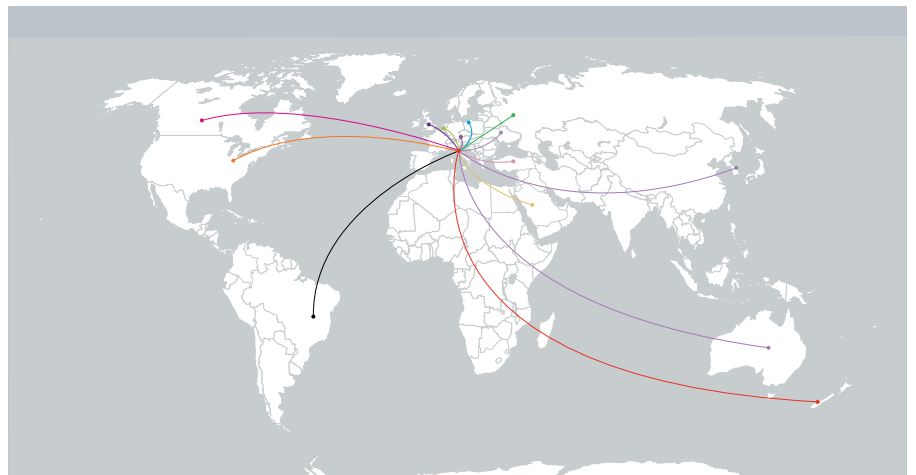


CMC Industries is a Company Member of EHEDG and follows the EHEDG guideline know-how.



SOME FACTS.

- 40** years of experience
- 85%** market share in the poultry sector
- 57** patents registered since 1972
- 5%** of revenue is invested in R&D



WE'RE COMPLETELY GREEN.

- Our photovoltaic system produces 610,000 kWh/year
- We save 268 tons of CO2 annually
- In fact, we are energy independent and every part of our business
- Follows the strictest European environmental standards



Photovoltaic roofing of the Company

Sweeper

It can be pushed or towed.

The sweeper can be connected to either the PTO or the 3-point attachment of the tractor (mechanical version), or can be connected at the front to other vehicles and pushed (hydraulic version).

1

4

Oscillating side brush.

The sweeper can be equipped with an oscillating side brush, which is very useful when cleaning corners and near walls.

It cleans and collects in a single pass.

With a single passage of the machine, the shed is cleaned and the dirt is collected in the proper container, guaranteeing a minimum spreading of dust.

2

3

Hydraulic emptying of the container.

Thanks to a simple hydraulic connection, the container can be emptied automatically with a simple lever.



The mechanical sweeper is connected to the 540 rpm PTO of the tractor and the 3-point attachment on the tractor. The cardan shaft transmits the motion to the brush located inside the machine frame. There is a hydraulic brush on the side of the machine, for those hard-to-reach areas.

The rotation of the roller, combined with the advancement of the tractor, enables quick material collection and cleaning of the surface worked on. To empty the residue collected in the machine, tip the bucket by raising the sweeper with a simple mechanism.

The sweeper requires only one operator and speeds up the cleaning of not only the shed but also of adjacent areas. The quality of materials and the production process guarantees a high level of durability and reliability.

Our answers to your questions.

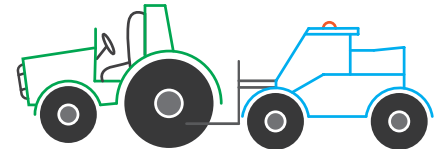
IS THE SWEEPER A QUALITY MACHINE?

Yes. The CMC sweeper was designed and created specifically for the poultry industry and guarantees excellent performance and ease of use.



WHICH VEHICLE CAN THE SWEEPER BE CONNECTED TO?

The sweeper/collector is available in a mechanical version which can be connected to the PTO of any tractor, and a hydraulic version that can be connected to the front of forklifts and hydraulic vehicles.




DOES THE SWEEPER SAVE TIME?

The sweeper speeds up cleaning the shed. Especially when compared to manual cleaning.



HOW MUCH DUST IS CREATED WHEN CLEANING?

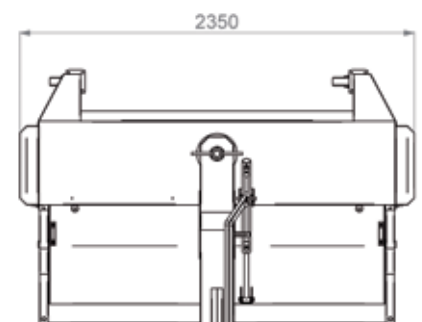
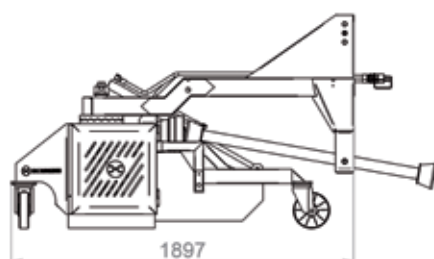
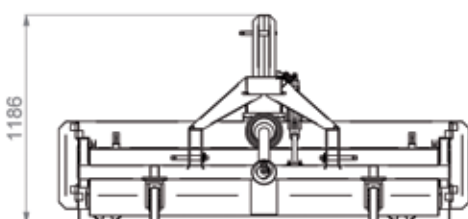
Thanks to the effectiveness of the brush, the sweeper keeps dust to a minimum, significantly improving the quality of the work environment.



TECHNICAL SHEET

Weight	390 kg - 859 lb
Useful working width of the central roller	2000 mm - 78.74 in
Useful width with side brush	2400 mm - 94.48 in
Handling of the central brush	by PTO 540 rpm

Operation of the roll-over and side brush	By means of hydraulic outlets / 120 bar - min 20 L
Main brush diameter	400 mm - 15.74 in
Side brush diameter	570 mm - 22.44 in
Possible optionals and accessories	Side brush for cleaning near walls and corners



Straw spreader

Simple to operate and better results.

Quick to start and easy to operate, the straw spreader ensures a consistent surface with a straw layer varying from 4 to 15 cm deep.

1

More effective with less effort.

The operator can work with maximum efficiency, thanks to integrated safety features, more efficiency and better air quality.

2

More savings.

The machine guarantees a significant reduction in working time. The consistent spreading of the material reduces the amount of straw needed. The machine needs only one operator.

4

Reliability.

The quality of materials and the reinforced structure ensures reliability.

3



How does the straw spreader work?



The straw spreader is connected to the 540 rpm PTO, the hydraulic lift and the 3-point attachment of the tractor.



The straw spreader automates the spreading of the straw and makes the litter consistent. The height settings on the sides allow adjustment of the thickness of the straw layer according to needs.

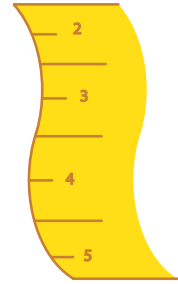


The straw spreader is also equipped with a roller to compact the straw after spreading, creating an ideal environment for the animals.

Our answers to your questions.

HOW MUCH STRAW IS USED DURING SPREADING WITH THE MACHINE?

By adjusting the height settings, the operator can easily decide how much material to deposit on the floor - from a minimum of 4 cm to a maximum of 15 cm of straw.



HOW IS THE STRAW SPREADER ADJUSTED?

The height adjusters, on the sides allow the machine to be set quickly and easily.



HOW LONG WILL IT TAKE TO SPREAD THE LITTER IN MY SHED?

The average time for the spreading of the litter depends on the size of the shed. Approximately 25 min. for a 1,200 m² shed.



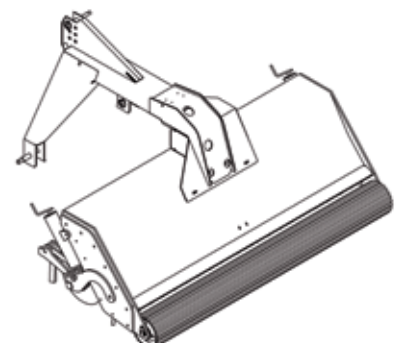
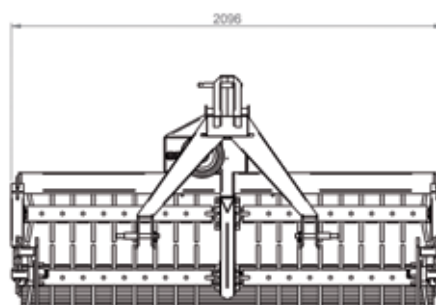
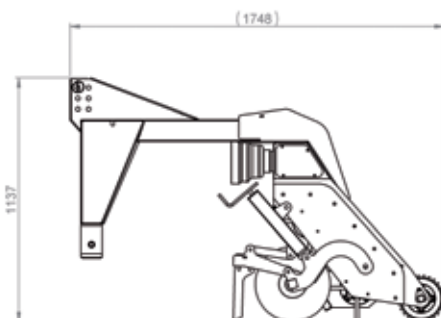
HOW IS THE MATERIAL DEPOSITED?

The comb system of the straw spreader is able to mix the material and distribute it evenly, even on uneven surfaces.



TECHNICAL SHEET

Weight	497 kg - 1095 lb	Handling of central rotors	By PTO 540 rpm
Useful working width	2000 mm - 78.74 in	Spreadable straw dimension	From 20 to 80 mm - 0.78 to 3.14 in



Wood shaving spreader: strengths

Simplicity and precision.

Enables simple and uniform spreading of the wood shavings. It deposits the lighter material underneath and leaves the larger pieces on the surface.

1

More savings.

The machine guarantees a significant reduction in working time. The consistency in the spreading reduces the amount of wood shavings needed. The machine needs only one operator.

4

More effective with less effort.

The operator can work with maximum efficiency, thanks to integrated safety features, more efficiency and better air quality.

2

Reliability.

The high-quality galvanized materials guarantee strength, efficiency and precision.

3



How does the wood shaving spreader work?



The wood shaving spreader is connected to the 540 rpm PTO of the tractor and hooked to the lift and 3-point attachment. The cardan shaft transmits the motion to the comb located within the body of the machine, for thorough mixing.



Thanks to the graduated scale located on the rear wheels, thickness adjustment can be easily preset by the operator.

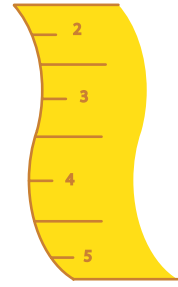


The simplicity of the wood shaving spreader ensures efficiency and low maintenance.

Our answers to your questions.

HOW MUCH WOOD SHAVINGS DOES THE SPREADER USE?

Thanks to the adjustable spreading height, the operator can easily decide how much material to deposit on the floor, from a minimum height of 3 cm to a maximum of 10 cm.



HOW LONG WILL IT TAKE TO SPREAD THE LITTER IN MY SHED?

The average time for the spreading depends on the size of the shed and is estimated to be between 10 and 20 minutes, in a 1,200 m² shed with a single operator.



WHAT MATERIALS CAN I USE WITH THE WOOD SHAVING SPREADER?

In addition to wood shavings - in bales or loose - the machine can also spread rice or sunflower chaff, with maximum uniformity every time.



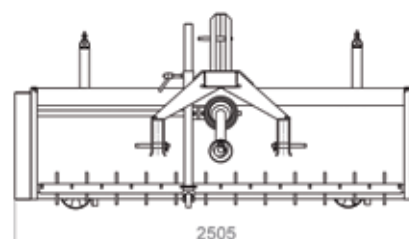
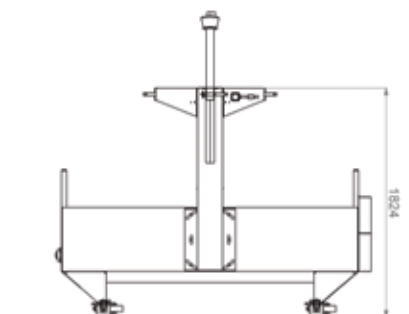
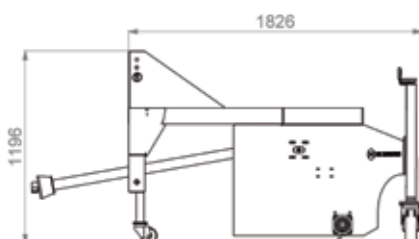
HOW IS THE MATERIAL MIXED?

The comb system deposits the finer material at the bottom of the litter, leaving the larger flakes on the surface. This ensures a higher quality litter and prevents the chicks from swallowing small wood residue.



TECHNICAL SHEET

Weight	320 kg - 705 lb
Useful working width	2000 mm - 78.74 in
Handling of the central rotor	by PTO 540 PTO



Vaccinating machine.

Correct placement of the animal.

The bird is conveyed in a natural way on the belt and the operator always works from an optimal position; this simplifies the work, and improves quality.

1

Improved animal well-being.

The machine is designed to place the turkey within easy reach of the operator. Consequently, stress is reduced and correct animal placement increases its well-being during the operation.

4

More effective with less effort.

The collection box requires only one or two operators: this improves quality and reduces animal stress.

2

Compact machine.

Simple, robust and easy to carry. High quality and galvanized materials.

3



How does the vaccinating machine work?



The birds are loaded into the rear collection box and are then directed towards the belt. Using the bulkheads, collection can be managed easily, controlling the flow of animals towards the belt.



The conveyor belt directs the turkeys towards the operators. The structure of the machine and the smooth movement of the belt ensures the birds are stress-free.



The operators work in absolute safety, vaccinating turkeys in an ergonomic position, with less effort and more speed.

Our answers to your questions.

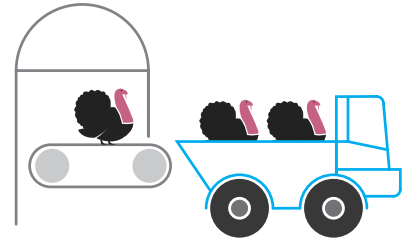
IS THE
VACCINATING
MACHINE A SIMPLE
MACHINE?

Yes, the birds are vaccinated by the operator easily and in total safety.



CAN IT BE USED
FOR OTHER WORK?

Yes. The vaccinating machine can also be used to collect and transfer turkeys to carts and platforms. This is often necessary when turkeys of small to medium sizes must be moved to other sheds.



DOES THE
VACCINATING
MACHINE SAVE
TIME?

Yes, the machinery facilitates vaccination operations, with time savings estimated from 30% to 60%.



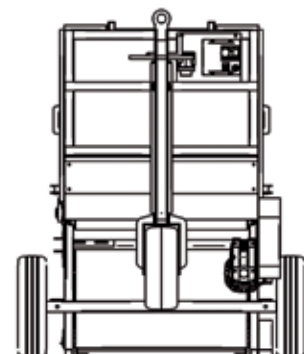
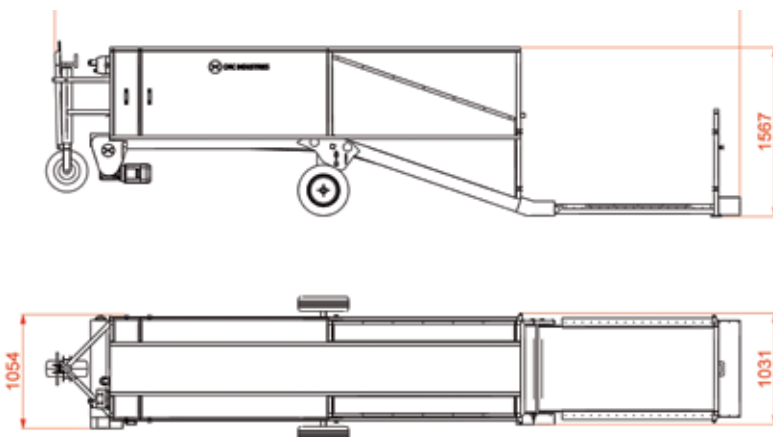
CAN THE
VACCINATING
MACHINE BE
MOVED EASILY?

The vaccinating machine can be towed with absolute simplicity and maneuvered, safely, because of its compact size.



TECHNICAL SHEET

Weight	620 kg - 1366 lb	Finishing	Hot-dip galvanising
Power Supply	380 volts	Optional	Control pedals for belt start
Belt width	800 mm - 31.49 in		





CMC INDUSTRIES
Leading in Load Solutions

is the new name for

